



existing start of 60km/h speed limit


Conservation Dr
Berlitt's Rd
Existing 60km/h speed limit unchanged

Wideman Rd

40km/h reduced speed limit on this segment of Wilmot Line
Heavy truck prohibition on entire length of Wilmot Line

 No Parking all year

 No Parking November to April

 New three-way stop

Wilmot Line
40km/h reduced speed limit on this segment of Carmel-Koch Road
Carmel-Koch Rd

gravel/asphalt split

Existing limit of No Parking

Laurel Creek Headwaters ESL sign